









# SOUTH & CENTER CHAUTAUQUA LAKE SEWER DISTRICTS SEWER LINES

## Legend

-  Pump Stations
-  Gravity Sewerlines
-  Developments
-  Vacuum Sewerlines
-  Force / Pressure Sewerlines
-  Private / Other Sewerlines
-  District Boundaries
-  Chautauqua Lake

4

0 0.5 1 2 3 4 Miles

Sewer lines shown by type  
Locations are approximate

